



Floor drains and industrial drainage channels

- types of gratings
- technical informations
- technology and materials



Table of Content

Single-part H. Design square floor drain

 [Click to](#) browse the category

Two-part H. Design square floor drain

Single-part H. Design round floor drain

Two-part H. Design round floor drain

Table of Content

 [Click to](#) browse the category



bim.att.eu

Single-part H. Design square floor drain (200 x 200 mm) W200 / DN75 V1, H1 / DN110 V1, H1

ATT stainless steel floor drain features:



Vertical outlet DN75 or DN110



Horizontal outlet DN75 or DN110

- the drain is manufactured according to EN 1253 and EHEDG guidelines
- square shape,
- upper part of the body 200 x 200 mm,
- hygienically deep-pressed body without sharp corners or elements,
- rounded body diameter: 157 mm,
- no fluid backing up in the floor drain's body,
- flow rate 2.1 l/s,
- siphon with EPDM gasket,
- height of the water column is 50 mm according to EN 125,
- waste basket (capacity 0.45l) with handle,
- top edge brushed,
- M10 adjustment screws,
- material EN 1.4301, AISI 304 or EN 1.4404, AISI 316L,
- sheet thickness: 1.5 mm,
- pickled and passivated surface.



Water trap



Waste basket




Sand basket

Grating of floor drain floor

(200 x 200 mm) W200 / DN75 V1, H1 / DN110 V1, H1

Mesh grating, with 25 x 25mm mesh, with R13 anti-slip surface according to DIN 51130. Meets the requirements of load class L15 according to EN 1253.



Slab grate with side gap, easy to remove. R10 anti-slip surface in accordance with DIN 51130. Meets the requirements of load class M125 in accordance with EN 1253.



Ladder grate with smooth, non-slip surface R9 in accordance with DIN 51130. Meets the requirements of load class M125 in accordance with EN 1253. Complete welding in accordance with EHEDG compliant.



Single-part H. Design square floor drain (250 x 250 mm) W250 / DN110 V1, H1

ATT stainless steel floor drain features:



Vertical outlet DN110

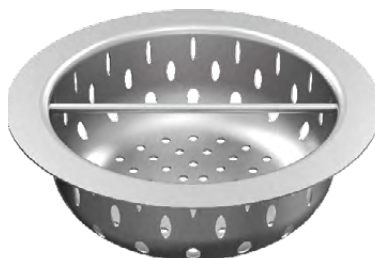


Horizontal outlet DN110

- the drain is manufactured according to EN 1253 and EHEDG guidelines
- square shape,
- upper part of the body 250 x 250 mm,
- hygienically deep-pressed body without sharp corners or elements,
- rounded body diameter: 193 mm,
- no fluid backing up in the floor drain's body
- flow rate V1 - 3.0 l/s, H1 - 2.1 l/s.
- siphon with EPDM gasket
- height of the water column is 50 mm according to EN 125,
- waste basket (capacity 1l) with handle,
- top edge brushed,
- M10 adjustment screws,
- material EN 1.4301, AISI 304 or EN 1.4404, AISI 316L,
- sheet thickness: 1.5 mm and 1.2,
- pickled and passivated surface.



Water trap




Waste basket



Sand basket

Grating of floor drain floor (250 x 250 mm) W250 / DN110 V1, H1

Mesh grating, with 25 x 25mm mesh, with R13 anti-slip surface according to DIN 51130. Meets the requirements of load class L15 according to EN 1253.



Slab grate with side gap, easy to remove. R10 anti-slip surface in accordance with DIN 51130. Meets the requirements of load class M125 in accordance with EN 1253.



Ladder grate with smooth, non-slip surface R9 in accordance with DIN 51130. Meets the requirements of load class M125 in accordance with EN 1253. Complete welding in accordance with EHEDG compliant.



Single-part H. Design square floor drain (300 x 300 mm) W300 DN110 V1, H1 / DN160 V1, H1

ATT stainless steel floor drain features:



Vertical outlet DN110 or DN160




Horizontal outlet DN110 or DN160

- the drain is manufactured according to EN 1253 and EHEDG guidelines
- square shape,
- upper part of the body 300 x 300 mm,
- hygienically deep-pressed body without sharp corners or elements,
- rounded body diameter: 255 mm,
- no fluid backing up in the floor drain's body,
- flow rate 5,7 l/s,
- siphon with EPDM gasket,
- height of the water column is 50 mm according to EN 125,
- waste basket (capacity 2,9l) with handle,
- top edge brushed,
- M10 adjustment screws,
- material EN 1.4301, AISI 304 or EN 1.4404, AISI 316L,
- sheet thickness: 1.5 mm and 1.2,
- pickled and passivated surface.



Water trap



Waste basket




Sand basket

Grating of floor drain

(300 x 300 mm) W300 DN110 V1, H1 / DN160 V1, H1

Mesh grating, with 25 x 25mm mesh, with R13 anti-slip surface according to DIN 51130. Meets the requirements of load class L15 according to EN 1253.



Slab grate with side gap, easy to remove. R10 anti-slip surface in accordance with DIN 51130. Meets the requirements of load class M125 in accordance with EN 1253.



Ladder grate with smooth, non-slip surface R9 in accordance with DIN 51130. Meets the requirements of load class M125 in accordance with EN 1253. Complete welding in accordance with EHEDG compliant.



Single-part H. Design square floor drain (400 x 400 mm) W400 / DN200 V1, H1

ATT stainless steel floor drain features:



Vertical outlet DN110 or DN160




Horizontal outlet DN110 or DN160

- the drain is manufactured according to EN 1253 and EHEDG guidelines
- square shape,
- upper part of the body 400 x 400 mm,
- hygienically deep-pressed body without sharp corners or elements,
- rounded body diameter: 348 mm,
- no fluid backing up in the floor drain's body,
- flow rate V1 - 13,9 l/s, H1 - 9.2 l/s,
- siphon with EPDM gasket,
- height of the water column is 50 mm according to EN 125,
- waste basket (capacity 8,7 l) with handle,
- top edge brushed,
- M10 adjustment screws,
- material EN 1.4301, AISI 304 or EN 1.4404, AISI 316L,
- sheet thickness: 1.5 mm



Water trap



Waste basket




Sand basket

Grating of floor drain

(400 x 400 mm) W400 / DN200 V1, H1

Mesh grating, with 25 x 25 mm mesh, with R13 anti-slip surface according to DIN 51130. Meets the requirements of load class L15 according to EN 1253.



Slab grate with side gap, easy to remove. R10 anti-slip surface in accordance with DIN 51130. Meets the requirements of load class M125 in accordance with EN 1253.



Ladder grate with smooth, non-slip surface R9 in accordance with DIN 51130. Meets the requirements of load class M125 in accordance with EN 1253. Complete welding in accordance with EHEDG compliant.



Two-part H. Design square floor drain (200 x 200 mm) W200 / DN75 V2, H2 / DN110 V2, H2

ATT stainless steel floor drain features:



Vertical outlet DN75 or DN110



Horizontal outlet DN75 or DN110

- the drain is manufactured according to EN 1253 and EHEDG guidelines
- square shape,
- upper part of the body 200 x 200 mm,
- hygienically deep-pressed body without sharp corners or elements,
- bottom body diameter: 193mm,
- height adjustable from 80 to 135mm, possibility of rotation 360° and tilting by 6°,
- no fluid backing up in the floor drain's body,
- flow rate 2.1 l/s,
- siphon with EPDM gasket,
- height of the water column is 50 mm according to EN 125,
- waste basket (capacity 0.45l) with handle,
- top edge brushed,
- M10 adjustment screws,
- material EN 1.4301, AISI 304 or EN 1.4404, AISI 316L,
- sheet thickness: 1.5 mm



Water trap



Waste basket




Sand basket

Grating of the floor drain

(200 x 200 mm) W200 / DN75 V2, H2 / DN110 V2, H2

Mesh grating, with 25 x 25mm mesh, with R13 anti-slip surface according to DIN 51130. Meets the requirements of load class L15 according to EN 1253.



Slab grate with side gap, easy to remove. R10 anti-slip surface in accordance with DIN 51130. Meets the requirements of load class M125 in accordance with EN 1253.



Ladder grate with smooth, non-slip surface R9 in accordance with DIN 51130. Meets the requirements of load class M125 in accordance with EN 1253. Complete welding in accordance with EHEDG compliant.



Two-part H. Design square floor drain (250 x 250 mm) W250 / DN110 V2, H2

ATT stainless steel floor drain features:



Vertical outlet DN110



Horizontal outlet DN110

- the drain is manufactured according to EN 1253 and EHEDG guidelines
- square shape,
- upper part of the body 250 x 250 mm,
- hygienically deep-pressed body without sharp corners or elements,
- rounded body diameter: 157 mm,
- bottom body diameter: 193mm,
- height adjustable from 80 to 135mm, possibility of rotation 360° and tilting by 6°,
- no fluid backing up in the floor drain's body
- flow rate V2 - 3.0 l/s, H2 - 2.1 l/s,
- siphon with EPDM gasket,
- height of the water column is 50 mm according to EN 125,
- waste basket (capacity 0.1l) with handle,
- top edge brushed,
- M10 adjustment screws,
- material EN 1.4301, AISI 304 or EN 1.4404, AISI 316L,
- sheet thickness: 1.5 mm and 1.2 mm.



Water trap




Waste basket



Sand basket

Grating of the floor drain (250 x 250 mm) W250 / DN110 V2, H2

Mesh grating, with 25 x 25 mm mesh, with R13 anti-slip surface according to DIN 51130. Meets the requirements of load class L15 according to EN 1253.



Slab grate with side gap, easy to remove. R10 anti-slip surface in accordance with DIN 51130. Meets the requirements of load class M125 in accordance with EN 1253.



Ladder grate with smooth, non-slip surface R9 in accordance with DIN 51130. Meets the requirements of load class M125 in accordance with EN 1253. Complete welding in accordance with EHEDG compliant.



Two-part H. Design square floor drain (300 x 300 mm) W300 / DN110 V2/H2 / DN160 V2/H2

ATT stainless steel floor drain features:



Vertical outlet DN110 or DN160




Horizontal outlet DN110 or DN160

- the drain is manufactured according to EN 1253 and EHEDG guidelines
- square shape,
- upper part of the body 300 x 300 mm,
- hygienically deep-pressed body without sharp corners or elements,
- rounded body diameter: 255 mm,
- bottom body diameter: 295 mm,
- height adjustable from 80 to 135mm, possibility of rotation 360° and tilting by 6°,
- no fluid backing up in the floor drain's body
- flow rate V1, H2 - 5,7 l/s,
- siphon with EPDM gasket,
- height of the water column is 50 mm according to EN 125,
- waste basket (capacity 2,9l) with handle,
- top edge brushed,
- M10 adjustment screws,
- material EN 1.4301, AISI 304 or EN 1.4404, AISI 316L,
- sheet thickness: 1.5 mm and 1.2 mm.



Water trap



Waste basket




Sand basket

Grating of the floor drain

(300 x 300 mm) W300 / DN110 V2/H2 / DN160 V2/H2

Mesh grating, with 25 x 25 mm mesh, with R13 anti-slip surface according to DIN 51130. Meets the requirements of load class L15 according to EN 1253.



Slab grate with side gap, easy to remove. R10 anti-slip surface in accordance with DIN 51130. Meets the requirements of load class M125 in accordance with EN 1253.



Ladder grate with smooth, non-slip surface R9 in accordance with DIN 51130. Meets the requirements of load class M125 in accordance with EN 1253. Complete welding in accordance with EHEDG compliant.



Two-part H. Design square floor drain (400 x 400 mm) W400 / DN200 V2/H2

ATT stainless steel floor drain features:



Vertical outlet DN110 or DN160



Horizontal outlet DN110 or DN160

- the drain is manufactured according to EN 1253 and EHEDG guidelines
- square shape,
- upper part of the body 400 x 400 mm,
- hygienically deep-pressed body without sharp corners or elements,
- rounded body diameter: 348 mm,
- bottom body diameter: 348 mm,
- height adjustable from 80 to 135mm, possibility of rotation 360° and tilting by 6°,
- no fluid backing up in the floor drain's body
- flow rate V1 - 13,9 l/s, H1 - 9,2 l/s,
- siphon with EPDM gasket,
- height of the water column is 50 mm according to EN 125,
- waste basket (capacity 5,4 l) with handle,
- top edge brushed,
- M10 adjustment screws,
- material EN 1.4301, AISI 304 or EN 1.4404, AISI 316L,
- sheet thickness: 1.5 mm and 1.2 mm.



Syphons




Waste basket



Sand basket

Grating of the floor drain (400 x 400 mm) W400 / DN200 V2/H2

Mesh grating, with 25 x 25 mm mesh, with R13 anti-slip surface according to DIN 51130. Meets the requirements of load class L15 according to EN 1253.



Slab grate with side gap, easy to remove. R10 anti-slip surface in accordance with DIN 51130. Meets the requirements of load class M125 in accordance with EN 1253.



Ladder grate with smooth, non-slip surface R9 in accordance with DIN 51130. Meets the requirements of load class M125 in accordance with EN 1253. Complete welding in accordance with EHEDG compliant.



Single-part H. Design round floor drain (Ø200 mm) D200 DN75 V1/H1, DN110 V1/H1

ATT stainless steel floor drain features:



Vertical outlet DN110



Horizontal outlet DN110

- the drain is manufactured according to EN 1253 and EHEDG guidelines
- round shape,
- upper part of the body D200 mm,
- hygienically deep-pressed body without sharp corners or elements,
- rounded body diameter: 157 mm,
- no fluid backing up in the floor drain's body
- flow rate 2,1 l/s,
- siphon with EPDM gasket,
- height of the water column is 50 mm according to EN 125,
- waste basket (capacity 0.45l) with handle,
- top edge brushed,
- M10 adjustment screws,
- material EN 1.4301, AISI 304 or EN 1.4404, AISI 316L,
- sheet thickness: 1.5 mm and 1.2 mm.



Water trap



Waste basket

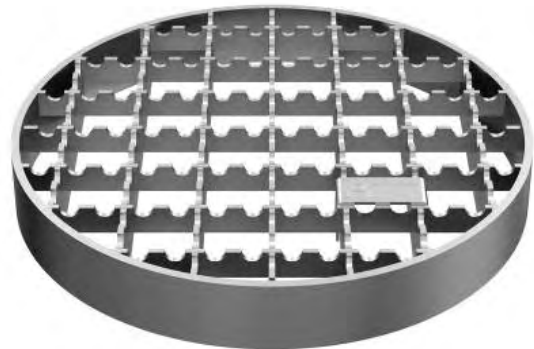


Sand basket

Grating of the floor drain

(Ø200 mm) D200 DN75 V1/H1, DN110 V1/H1

Mesh grating, with 25 x 25mm mesh, with R13 anti-slip surface according to DIN 51130. Meets the requirements of load class L15 according to EN 1253.



Slab grate with side gap, easy to remove. R10 anti-slip surface in accordance with DIN 51130. Meets the requirements of load class M125 in accordance with EN 1253.



Solid plate grate with gasket: gas-tight and water-tight; with suction cup. R10 anti-slip surface in accordance with DIN 51130. Meets the requirements of class M125 load class in accordance with EN 1253.



Ladder grate with smooth, non-slip surface R9 in accordance with DIN 51130. Meets the requirements of load class M125 in accordance with EN 1253. Complete welding in accordance with EHEDG compliant.



Single-part H. Design round floor drain (Ø260 mm) D260 DN110 V1/H1

ATT stainless steel floor drain features:



Vertical outlet DN110



Horizontal outlet DN110

- the drain is manufactured according to EN 1253 and EHEDG guidelines
- round shape,
- upper part of the body DN260 mm,
- hygienically deep-pressed body without sharp corners or elements,
- rounded body diameter: 157 mm,
- no fluid backing up in the floor drain's body
- flow rate V1 - 3.0 l/s, H1 - 2.1 l/s
- siphon with EPDM gasket
- height of the water column is 50 mm according to EN 125,
- waste basket (capacity 1l) with handle,
- top edge brushed,
- M10 adjustment screws,
- material EN 1.4301, AISI 304 or EN 1.4404, AISI 316L,
- sheet thickness: 1.5 mm and 1.2 mm.



Siphons



Waste basket




Sand basket



Grating of the floor drain (Ø260 mm) D260 DN110 V1/H1

Mesh grating, with 25 x 25mm mesh, with R13 anti-slip surface according to DIN 51130. Meets the requirements of load class L15 according to EN 1253.



Slab grate with side gap, easy to remove. R10 anti-slip surface in accordance with DIN 51130. Meets the requirements of load class M125 in accordance with EN 1253.



Solid plate grate with gasket: gas-tight and water-tight; with suction cup. R10 anti-slip surface in accordance with DIN 51130. Meets the requirements of class M125 load class in accordance with EN 1253.



Ladder grate with smooth, non-slip surface R9 in accordance with DIN 51130. Meets the requirements of load class M125 in accordance with EN 1253. Complete welding in accordance with EHEDG compliant.



Single-part H. Design round floor drain (Ø300 mm) D300 DN110 V1/H1, DN160 V1/H1

ATT stainless steel floor drain features:



Vertical outlet DN110 or DN160




Horizontal outlet DN110 or DN160

- the drain is manufactured according to EN 1253 and EHEDG guidelines
- round shape,
- upper part of the body DN 300 mm,
- hygienically deep-pressed body without sharp corners or elements,
- rounded body diameter: 157 mm,
- no fluid backing up in the floor drain's body
- flow rate 5.7 l/s.
- siphon with EPDM gasket
- height of the water column is 50 mm according to EN 125,
- waste basket (capacity 2,9 l) with handle,
- top edge brushed,
- M10 adjustment screws,
- material EN 1.4301, AISI 304 or EN 1.4404, AISI 316L,
- sheet thickness: 1.5 mm and 1.2 mm.



Siphon



Waste basket




Sand basket

Grating of the floor drain

(Ø300 mm) D300 DN110 V1/H1, DN160 V1/H1

Mesh grating, with 25 x 25mm mesh, with R13 anti-slip surface according to DIN 51130. Meets the requirements of load class L15 according to EN 1253.



Slab grate with side gap, easy to remove. R10 anti-slip surface in accordance with DIN 51130. Meets the requirements of load class M125 in accordance with EN 1253.



Solid plate grate with gasket: gas-tight and water-tight; with suction cup. R10 anti-slip surface in accordance with DIN 51130. Meets the requirements of class M125 load class in accordance with EN 1253.



Ladder grate with smooth, non-slip surface R9 in accordance with DIN 51130. Meets the requirements of load class M125 in accordance with EN 1253. Complete welding in accordance with EHEDG compliant.



Two-part H. Design round floor drain (Ø200 mm) D200 DN75 V2/H2, DN110 V2/H2V2/H2

ATT stainless steel floor drain features:



Vertical outlet DN75 or DN110



Horizontal outlet DN75 or DN110

- the drain is manufactured according to EN 1253 and EHEDG guidelines
- round shape,
- upper part of the body DN200 mm,
- hygienically deep-pressed body without sharp corners or elements,
- rounded body diameter: 157 mm,
- bottom body diameter: 193mm,
- height adjustable from 80 to 135mm, possibility of rotation 360° and tilting by 6°,
- no fluid backing up in the floor drain's body
- flow rate 2.1 l/s
- siphon with EPDM gasket
- height of the water column is 50 mm according to EN 125,
- waste basket (capacity 0.45l) with handle,
- top edge brushed,
- M10 adjustment screws,
- material EN 1.4301, AISI 304 or EN 1.4404, AISI 316L,
- sheet thickness: 1.5 mm and 1.2 mm.



Siphon



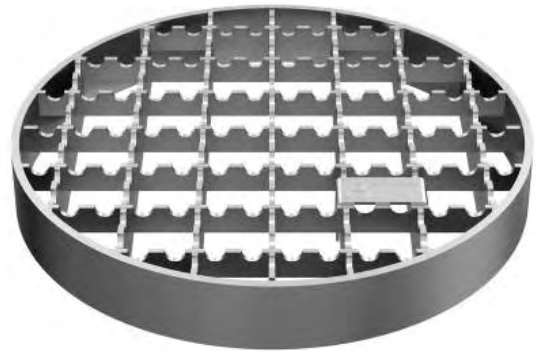
Waste basket



Sand basket

Grating of the floor drain (Ø200 mm) D200 DN75 V2/H2, DN110

Mesh grating, with 25 x 25mm mesh, with R13 anti-slip surface according to DIN 51130. Meets the requirements of load class L15 according to EN 1253.



Slab grate with side gap, easy to remove. R10 anti-slip surface in accordance with DIN 51130. Meets the requirements of load class M125 in accordance with EN 1253.



Solid plate grate with gasket: gas-tight and water-tight; with suction cup. R10 anti-slip surface in accordance with DIN 51130. Meets the requirements of class M125 load class in accordance with EN 1253.



Ladder grate with smooth, non-slip surface R9 in accordance with DIN 51130. Meets the requirements of load class M125 in accordance with EN 1253. Complete welding in accordance with EHEDG compliant.



Two-part H. Design round floor drain (Ø260 mm) D260 DN110 V2/H2

ATT stainless steel floor drain features:



Vertical outlet DN75 or DN110

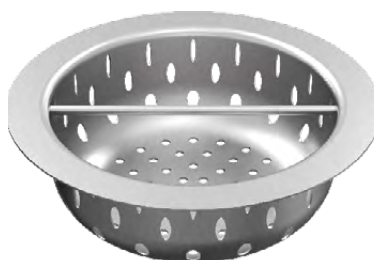


Horizontal outlet DN75 or DN110

- the drain is manufactured according to EN 1253 and EHEDG guidelines
- round shape,
- upper part of the body DN 260 mm,
- hygienically deep-pressed body without sharp corners or elements,
- rounded body diameter: 157 mm,
- bottom body diameter: 193mm,
- height adjustable from 80 to 135mm, possibility of rotation 360° and tilting by 6°,
- no fluid backing up in the floor drain's body
- flow rate V1 - 3.0 l/s, H1 - 2.1 l/s
- siphon with EPDM gasket
- height of the water column is 50 mm according to EN 125,
- waste basket (capacity 1l) with handle,
- top edge brushed,
- M10 adjustment screws,
- material EN 1.4301, AISI 304 or EN 1.4404, AISI 316L,
- sheet thickness: 1.5 mm and 1.2 mm.



Siphon



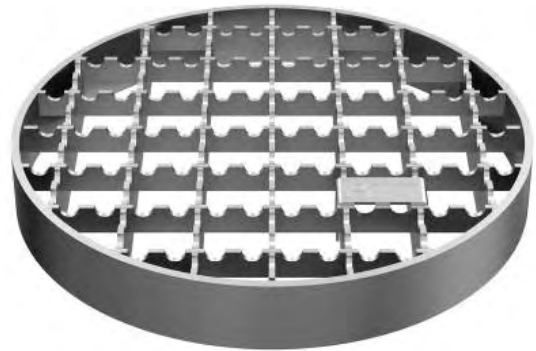
Waste basket



Sand basket

Grating of the floor drain (Ø260 mm) D260 DN110 V2/H2

Mesh grating, with 25 x 25mm mesh, with R13 anti-slip surface according to DIN 51130. Meets the requirements of load class L15 according to EN 1253.



Slab grate with side gap, easy to remove. R10 anti-slip surface in accordance with DIN 51130. Meets the requirements of load class M125 in accordance with EN 1253.



Solid plate grate with gasket: gas-tight and water-tight; with suction cup. R10 anti-slip surface in accordance with DIN 51130. Meets the requirements of class M125 load class in accordance with EN 1253.



Ladder grate with smooth, non-slip surface R9 in accordance with DIN 51130. Meets the requirements of load class M125 in accordance with EN 1253. Complete welding in accordance with EHEDG compliant.



Two-part H. Design round floor drain (Ø300 mm) D300 DN110 V2/H2, DN160 V2/H2

ATT stainless steel floor drain features:



Vertical outlet DN110 or DN160



Horizontal outlet DN110 or DN160

- the drain is manufactured according to EN 1253 and EHEDG guidelines
- round shape,
- upper part of the body DN300 mm,
- hygienically deep-pressed body without sharp corners or elements,
- height adjustable from 80 to 135mm, possibility of rotation 360° and tilting by 6°,
- no fluid backing up in the floor drain's body
- flow rate 5.7 l/s.
- siphon with EPDM gasket
- height of the water column is 50 mm according to EN 125,
- waste basket (capacity 2,9l) with handle,
- top edge brushed,
- M10 adjustment screws,
- material EN 1.4301, AISI 304 or EN 1.4404, AISI 316L,
- sheet thickness: 1.5 mm and 1.2 mm.



Siphon



Waste basket




Sand basket

Grating of the floor drain

(Ø300 mm) D300 DN110 V2/H2, DN160 V2/H2

Mesh grating, with 25 x 25mm mesh, with R13 anti-slip surface according to DIN 51130. Meets the requirements of load class L15 according to EN 1253.



Slab grate with side gap, easy to remove. R10 anti-slip surface in accordance with DIN 51130. Meets the requirements of load class M125 in accordance with EN 1253.



Solid plate grate with gasket: gas-tight and water-tight; with suction cup. R10 anti-slip surface in accordance with DIN 51130. Meets the requirements of class M125 load class in accordance with EN 1253.



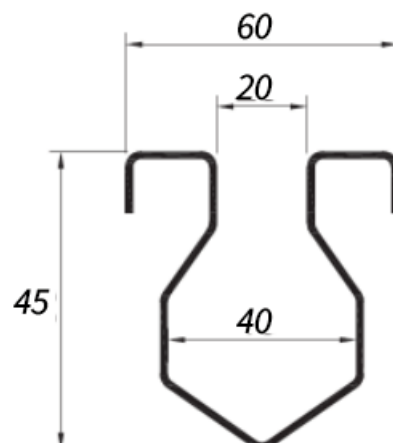
Ladder grate with smooth, non-slip surface R9 in accordance with DIN 51130. Meets the requirements of load class M125 in accordance with EN 1253. Complete welding in accordance with EHEDG compliant.



Slot channel S60




- The profile is completely open. There is no need for additional grates.
- External width 60 mm, slot width 20 mm.
- Standard slope 0.5% - 1%/m.
- Possibility to make a slope according to the guidelines of the project.
- Selection of the drain depending on the amount of drained medium.
- Top edge brushed.
- Product pickled and passivated.
- Stainless steel, material EN 1.4301, AISI 304 or EN 1.4404, AISI 316L.
- Sheet thickness 1.5 mm and 2 mm.



Standard Channels

- The minimum external width is 120 mm.
- Channels of 190 mm width and wider are possible to be designed without extension of the outlet.
- The channel is designed with a V-shaped bottom and flat.
- The outer edges are curved in the shape of an inverted U.
- The standard slope is 0.5% - 1%/m.
- Top edge brushed.
- Product pickled and passivated.
- Stainless steel, material EN 1.4301, AISI 304 or EN 1.4404, AISI 316L.
- Sheet thickness 1,5 mm - 2 mm.





Grating of channels

Mesh gratings with 25 x 25 mm mesh, with R13 anti-slip surface in accordance with DIN 51130.
Meets the requirements of load class A15 in accordance with EN 1433.

Plate gratings with R10 anti-slip surface in accordance with DIN 51130.
Meets the requirements of load class B125 in accordance with EN 1433.

Ladder grate with R11 smooth anti-slip surface in accordance with DIN 51130.
Meets the requirements of load class B125 in accordance with EN 1433.
Complete welding in accordance with EHEDG compliant.



Round H. Design hygienic channels

- The minimum external width of 190 mm.
- Channels of 190 mm width and wider are possible to be designed without extension of the outlet.
- The channel consists of 3 parts: channel, grate and inlet.
- Stainless steel, material EN 1.4301, AISI 304 or EN 1.4404, AISI 316L, sheet thickness 2 mm.
- Rounded bottom.
- Possibility of making the slope according to the guidelines of the project.
- The standard slope is 0.5% - 1%/m.
- Top edge brushed.
- Product pickled and passivated.
- Stainless steel, material EN 1.4301, AISI 304 or EN 1.4404, AISI 316L.





Grating for H. Design hygienic rounded channels

Mesh gratings with 25 x 25 mm mesh, with R13 anti-slip surface in accordance with DIN 51130.
Meets the requirements of load class A15 in accordance with EN 1433.

Plate gratings with R10 anti-slip surface in accordance with DIN 51130.
Meets the requirements of load class B125 in accordance with EN 1433.

Hygienic ladder grate with R11 smooth anti-slip surface in accordance with DIN 51130.
Meets the requirements of load class B125 in accordance with EN 1433.
All welded in accordance with EHEDG.



Representative for EHEDG
Regional Section Poland



Stainless Steel Engineering®

www.attinox.com
www.bim.att.eu

