Stainless Steel Engineering®

Schachtabdeckungen **aus Edelstahl**

- Einfacher Zugang zu den Unterbodeninstallationen
- Wasserdicht
- Einfaches Öffnungssystem
- Hohe Lebensdauer
- Hochästhetisch

www.attinox.de
www.bim.att.eu

Typ	Höhe [mm]	Extern CxD Maße [mm]	Maße AxB [mm]
K3x3	50	430x430	300x300
K4x4	50	530x530	400x400
K4x6	50	530x730	400x600
K5x5	50	630x630	500x500
K5x7	50	630x830	500x700
K6x6	50	730x730	600x600
K6x8	50	630x930	600x800
K7x7	50	830x830	700x700
K8x8	50	930x930	800x800
K9x9	50	1030x1030	900x900
K10x10	50	1130x1130	1000x1000

Schachtabdeckungen der Belastungsklasse A15

Unsere gasdichte Standardschachtabdeckungen bestehen aus dem Ober- und Unterteil, einer Schraubbefestigung zum sicheren und stabilen Verschluss als auch einer Verstärkung aus schwarzen Stahl. Alle Abdeckungen sind mit einer O-Ring-Dichtung zwischen den beiden Teilen ausgestattet.

- Einfacher Zugang zum Untergrund
- Wasserdicht
- Einfaches Öffnungssystem
- Hohe Lebensdauer
- Hochästhetisch



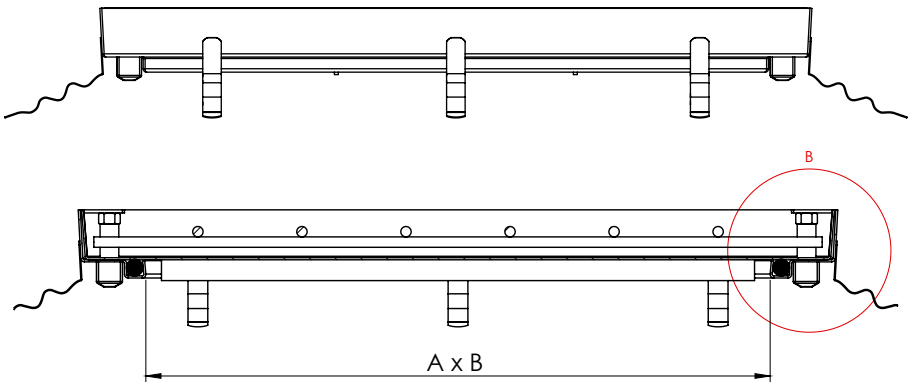
B
A x B

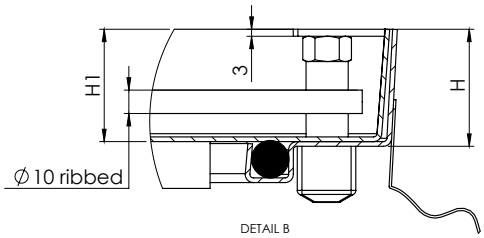
H1
3
H
Ø 10 ribbed
DETAIL B

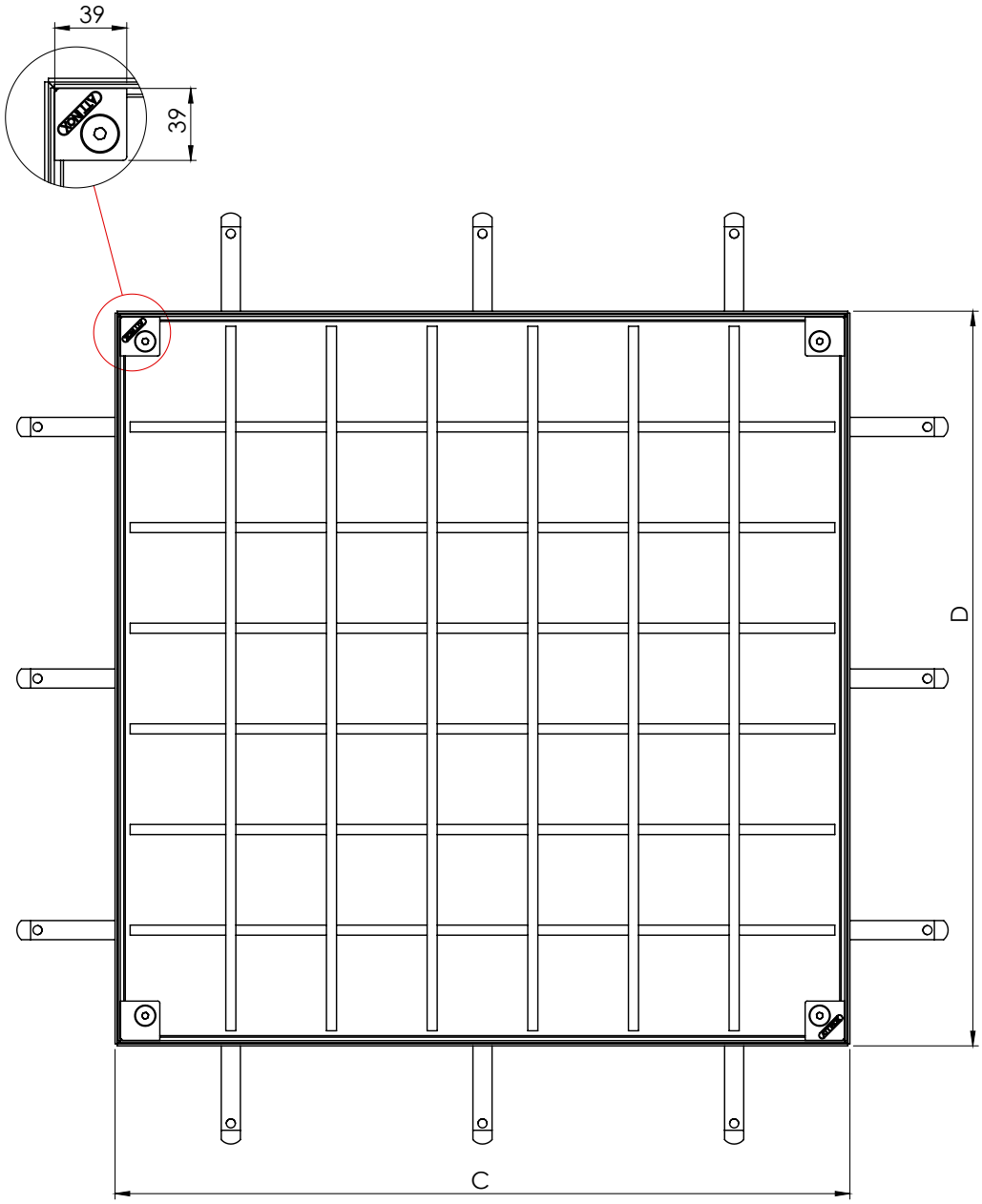
39
39
D
C

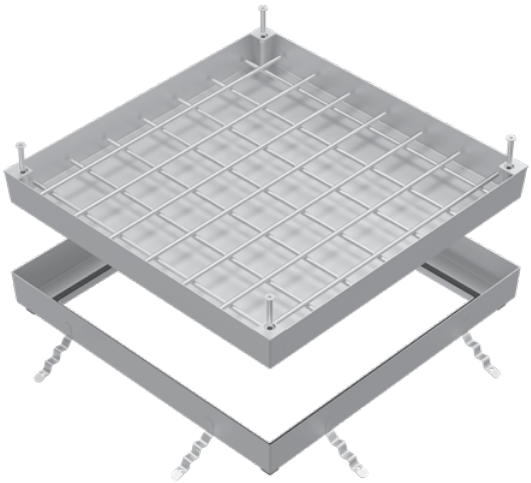



Abmessungen der gasdichten Schachtabdeckungen

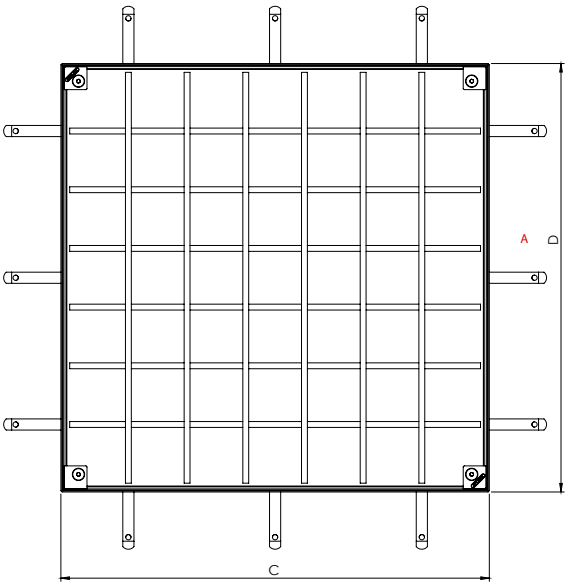

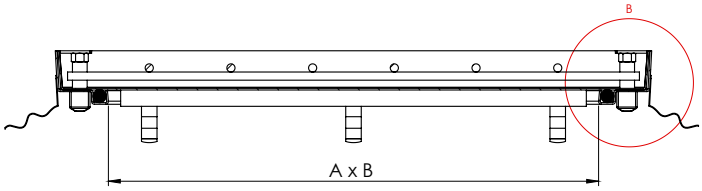

Belastungs-klasse	Typ	A x B [mm]	C x D [mm]	H [mm]
B125	K3x3	300x300	460x460	85
	K4x4	400x400	560x560	85
	K5x5	500x500	660x660	85
	K6x6	600x600	760x760	85
	K7x7	700x700	880x880	100
	K8x8	800x800	980x980	100
	K9x9	900x900	1080x1080	100
	K10x10	1000x1000	1180x1180	100

Im Satz sind 2 St. runde Griffe

Option: Tränenblech

Optional: Gasdruckfedern





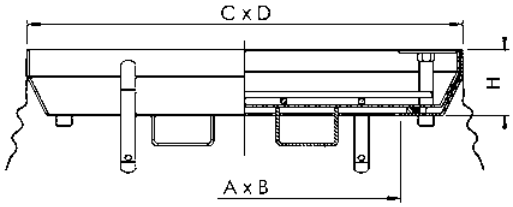

Belastungsklasse	Typ	A x B [mm]	C x D [mm]	H [mm]
C250	K3x3	300x300	460x460	85
	K4x4	400x400	560x560	85
	K5x5	500x500	660x660	85
	K6x6	600x600	760x760	85
	K7x7	700x700	880x880	100
	K8x8	800x800	980x980	100
	K9x9	900x900	1080x1080	100
	K10x10	1000x1000	1180x1180	100



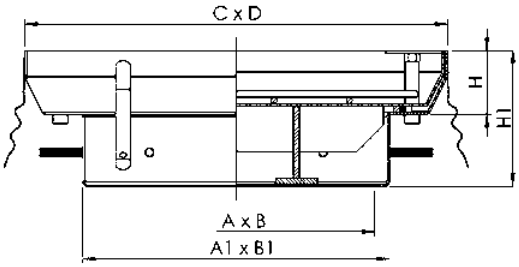

Belastungs-klasse	Typ	A x B [mm]	A1 x B1 [mm]	C x D [mm]	H [mm]	H1 [mm]
D400	K3x3	300x300	340x340	494x494	85	180
	K4x4	400x400	440x440	594x594	85	180
	K5x5	500x500	540x540	694x694	85	180
	K6x6	600x600	640x640	794x794	85	180
	K7x7	700x700	740x740	914x914	100	195
	K8x8	800x800	840x840	1014x1014	100	195
	K9x9	900x900	940x940	1114x1114	100	195
	K10x10	1000x1000	1040x1040	1214x1214	100	195

Option: gasdichte Modularschachtabdeckung

ATT projektiert und produziert auch Sonderanfertigungen von einfachen und modularen gasdichten Schachtabdeckungen.



Abmessungen der gasdichten Schachtabdeckungen mit Gasdruckfedern.

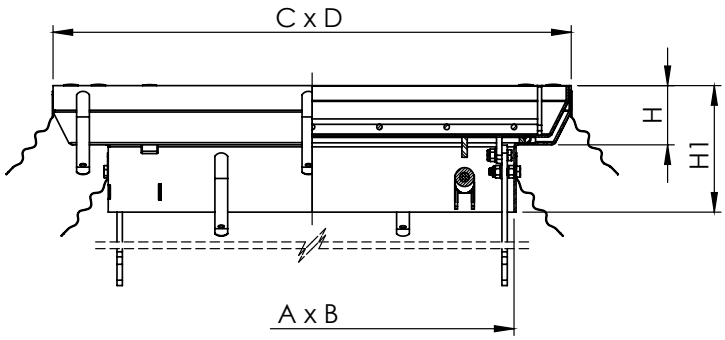

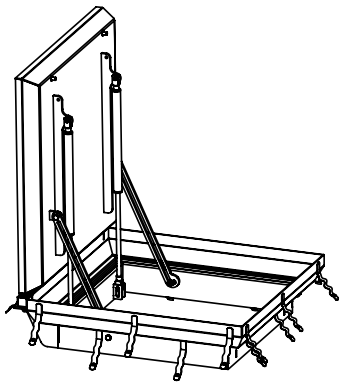

Im Satz sind 2 St. Griffe

Option: Tränenblech

Belastungs-klasse	Typ	A x B [mm]	C x D [mm]	H [mm]	H1 [mm]
B125	K6x6	600x600	770x770	100	200
	K7x7	700x700	870x870	100	200
	K8x8	800x800	970x970	100	200
	K9x9	900x900	1070x1070	100	200
	K10x10	1000x1000	1170x1170	100	200

Belastungs-klasse	Typ	A x B [mm]	C x D [mm]	H [mm]	H1 [mm]
C250	K6x6	600x600	770x770	100	200
	K7x7	700x700	870x870	100	200
	K8x8	800x800	970x970	100	200
	K9x9	900x900	1070x1070	100	200
	K10x10	1000x1000	1170x1170	100	200

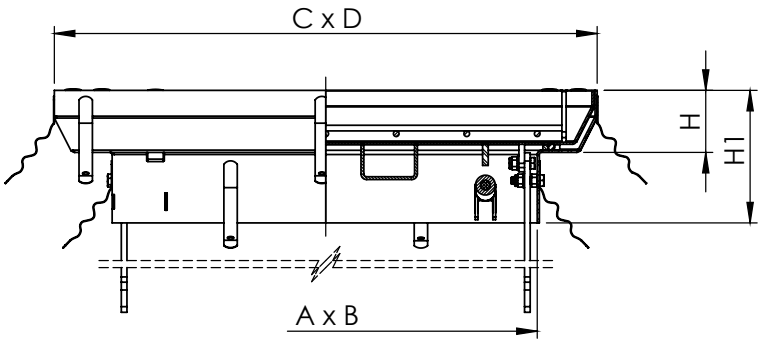

Belastungs-klasse	Typ	A x B [mm]	C x D [mm]	H [mm]	H1 [mm]
D400	K6x6	600x600	770x770	100	200
	K7x7	700x700	870x870	100	200
	K8x8	800x800	970x970	100	200
	K9x9	900x900	1070x1070	100	200
	K10x10	1000x1000	1170x1170	100	200

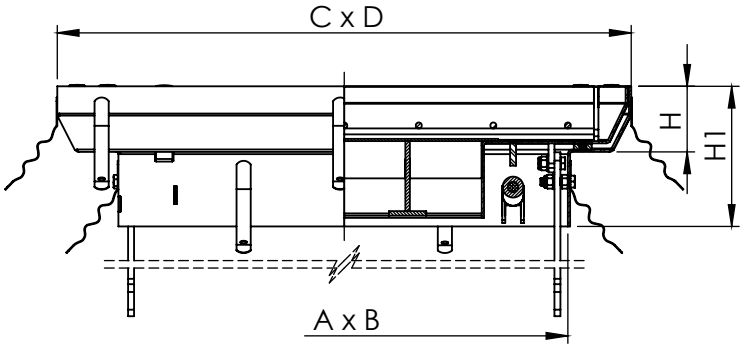

Runde Schachtabdeckungen

Die Auswahl der ATT-Produkte ist mit den runden Schachtabdeckungen ergänzt. Sie werden in zwei Versionen hergestellt: für Befüllung oder mit einem Tränenblech aus Edelstahl. Unsere Ingenieurabteilung passt die Abmessungen und den Aufbau der Abdeckungen den spezifischen Angaben des Kunden bezüglich der benötigten Belastungsklasse an.

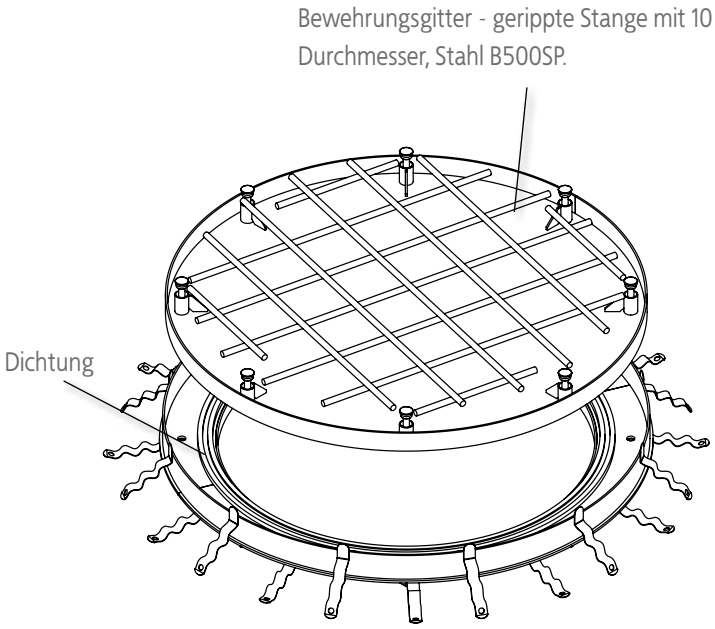



				Klasse A15		Klasse B125		Klasse C250		Klasse D400	
Typ	A [mm]	B [mm]	C [mm]	h [mm]	Hc [mm]	h [mm]	Hc [mm]	h [mm]	Hc [mm]	h [mm]	Hc [mm]
D600	600	750	785	60	80	80	100	100	150	100	200
D700	700	850	885	60	80	80	100	100	150	100	200
D800	800	950	985	60	80	80	100	100	150	100	200
D900	900	1050	1085	60	80	80	100	100	150	100	200
D1000	1000	1150	1185	60	80	80	100	100	150	100	200

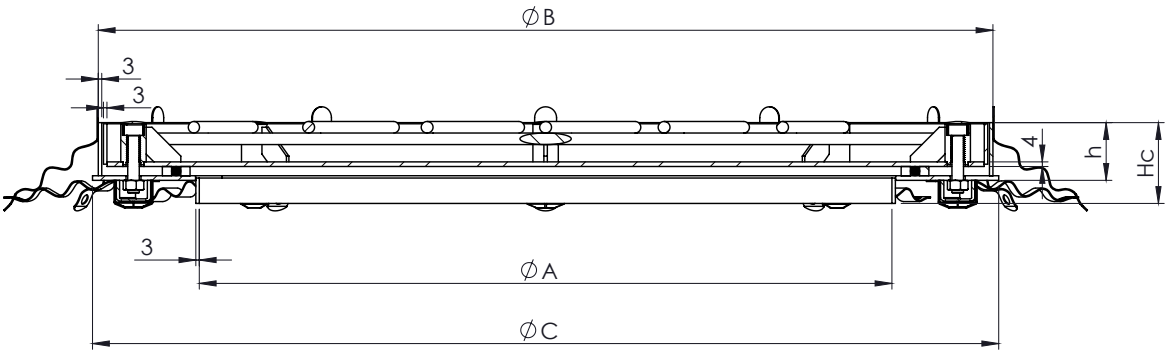

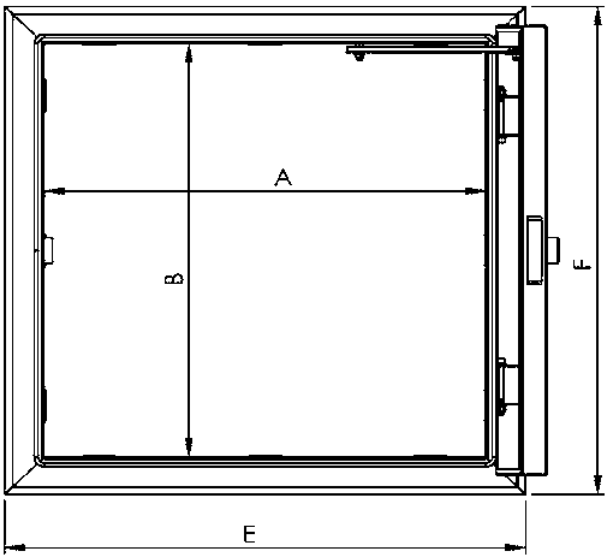

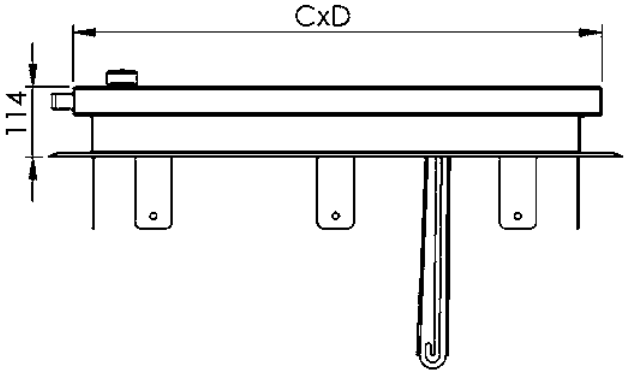

Typ	A x B [mm]	C x D [mm]	E x F [mm]
WB-1 4x4	400 x 400	484 x 484	543 x 543
WB-1 5x5	500 x 500	584 x 584	643 x 643
WB-1 6x6	600 x 600	684 x 684	743 x 743
WB-1 7x7	700 x 700	784 x 784	843 x 843
WB-1 8x8	800 x 800	884 x 884	943 x 943
WB-1 9x9	900 x 900	984 x 984	1043 x 1043
WB-1 10x10	1000 x 1000	1084 x 1084	1143 x 1143

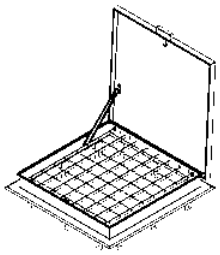

Mit Schutzgitter

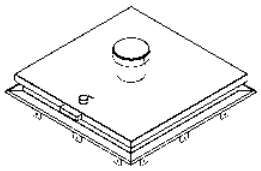

Mit einer Lüftungskuppel

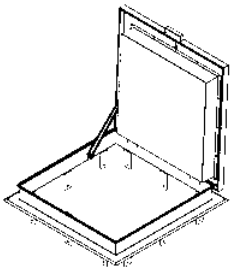

Mit Abdichtung

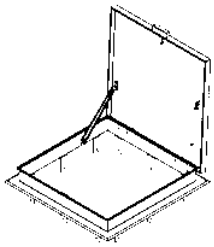

Mit Gasdruckfedern (Anzahl der Druckfeder hängt von den Abmessungen der Abdeckung ab)

Zweiteilige Eingangsschächte

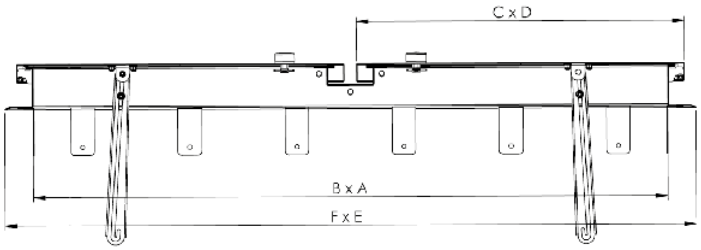



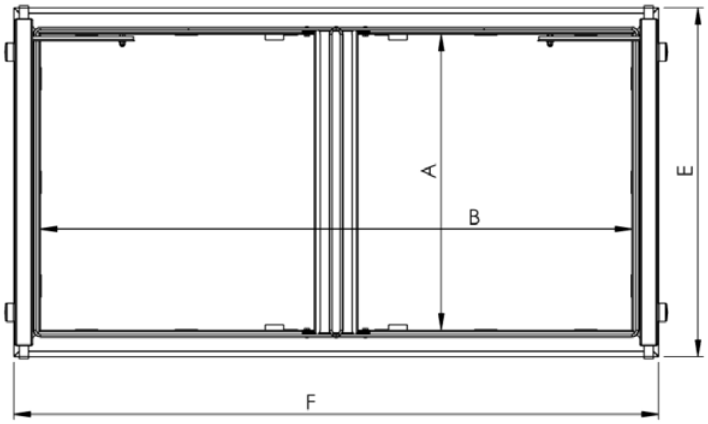

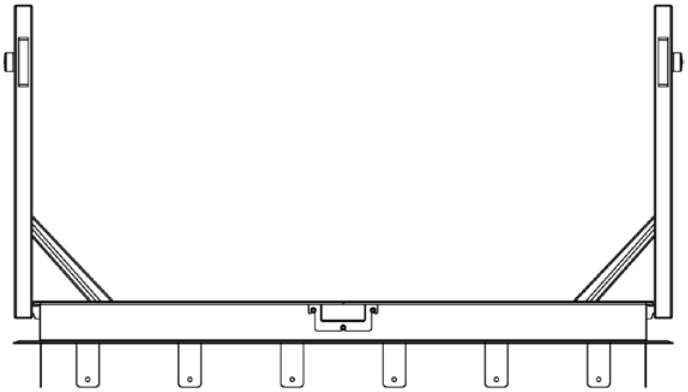

Typ	A x B [mm]	C x D [mm]	E x F [mm]
WB-2 6x12	600 x 1200	626x684	743x1343
WB-2 8x16	800 x 1600	826x884	943x1743

Dreiteilige Eingangsschächte

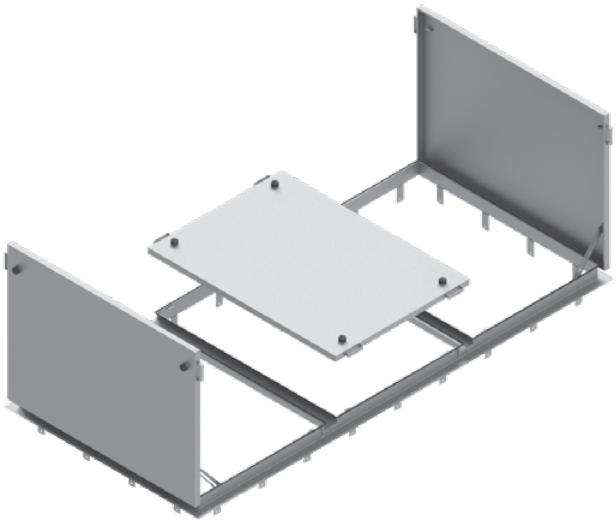

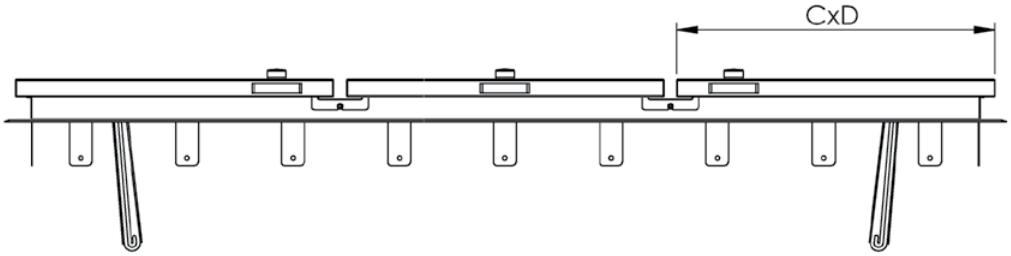

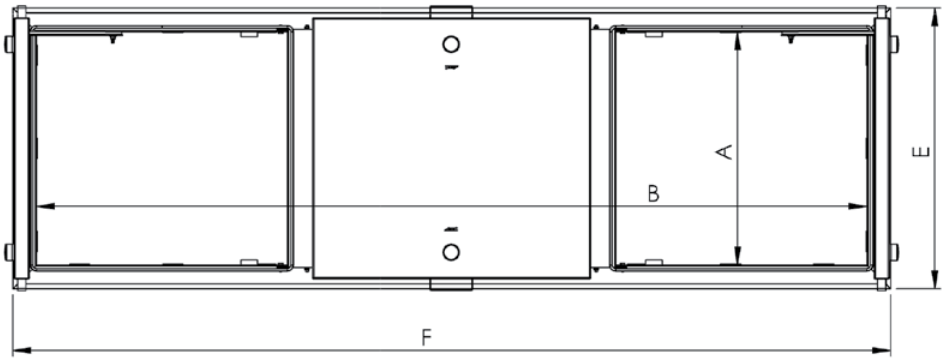

Typ	A x B [mm]	C x D [mm]	E x F [mm]
WB-3 6x18	600 x 1800	505x684	743x1943
WB-3 8x24	800 x 2400	805x884	943x2543

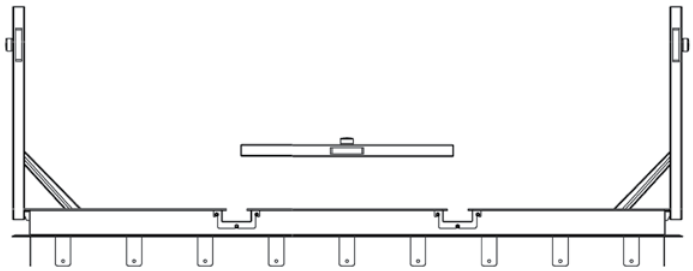

ATT Sp. z o. o.
Straße Albatrosów 16c,
30-716 Kraków, Polen
tel.: +48 12 290 29 30
fax: +48 12 290 29 31
att@att.eu
www.att.eu

Stainless Steel Engineering®